

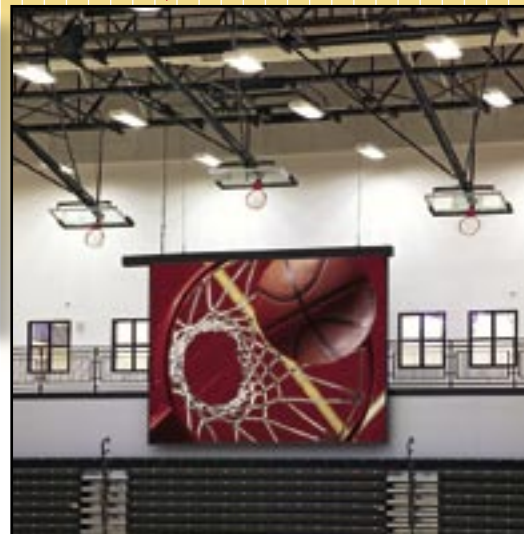
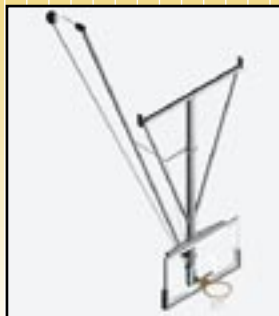
# Ceiling-Suspended, Rear-Folding Backstops



## TB-25

- Rear-braced, folds to back.
- Fully-welded construction to heights up to 28'4".
- Bolt-together construction above 28'4".
- Electric winch required for installations over 28'4".

Dimensions, drawings and specifications available at:  
[www.draperinc.com/go/CeilingSusRearFold.htm](http://www.draperinc.com/go/CeilingSusRearFold.htm)




*Three TB-25 Rear-Folding Backstops above a Draper Rolleramic projection screen. West Ottawa High School, Holland, MI. Architect: Design+, Grand Rapids, MI. Photography: Wayne Williams, Indianapolis, IN.*

## TB-25S

- Rear-braced, folds to back.
- Fully-welded construction to heights up to 27'7".
- Bolt-together construction above 27'7".
- Bent stem reduces space between pivot point, jackknife.
- Electric winch required for installations over 27'7".

Dimensions, drawings and specifications available at:  
[www.draperinc.com/go/CeilingSusRearFold.htm](http://www.draperinc.com/go/CeilingSusRearFold.htm)



*TB-25S-B at Christian Academy of Indiana, New Albany, IN. Architect: MECA Design Group, Greenwood, IN. Photography: Wayne Williams, Indianapolis, IN.*

## TB-25R

- Rear-braced, folds to back.
- Fully-welded construction to heights up to 28'4".
- Bolt-together construction above 28'4".
- Top of T-Frame mounted to heavy-duty trolley assemblies that roll on I-Beam tracks.
- Top of T-Frame rolls forward as backstop folds back.
- Electric winch required.

Dimensions, drawings and specifications available at:  
[www.draperinc.com/go/CeilingSusRearFold.htm](http://www.draperinc.com/go/CeilingSusRearFold.htm)



*TB-25R at Woodhaven (MI) High School. Architect: The Design Forum, Inc., Grand Rapids, MI. Photography: Wayne Williams, Indianapolis, IN.*